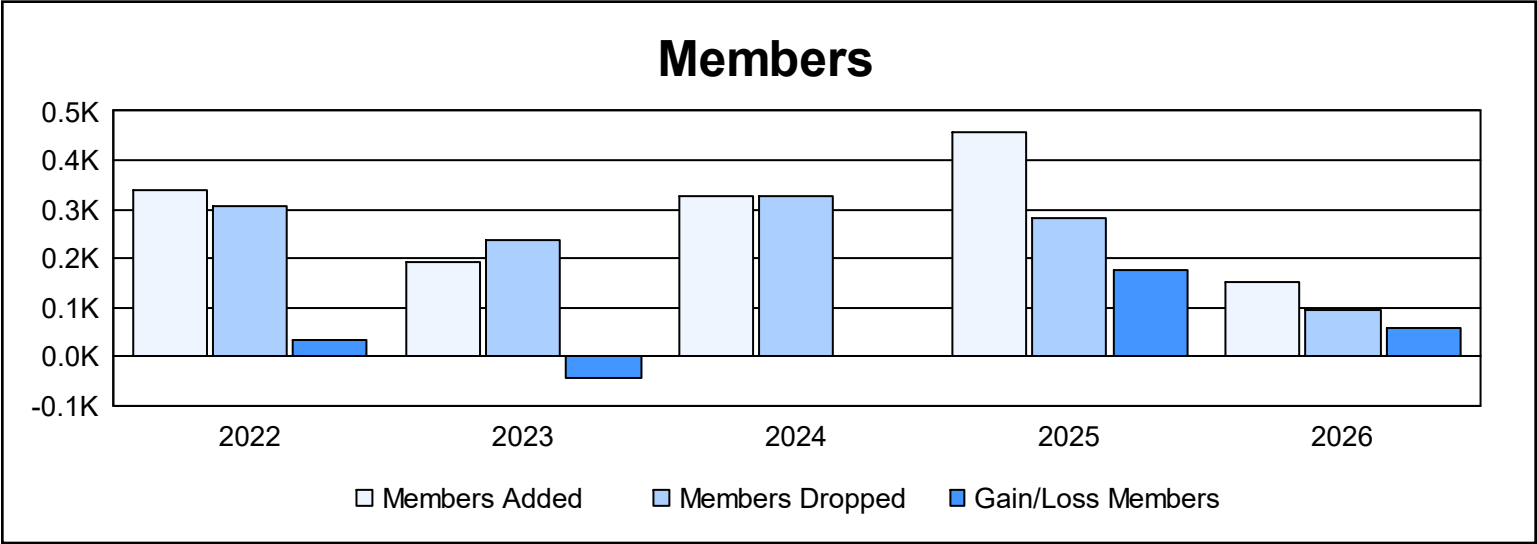
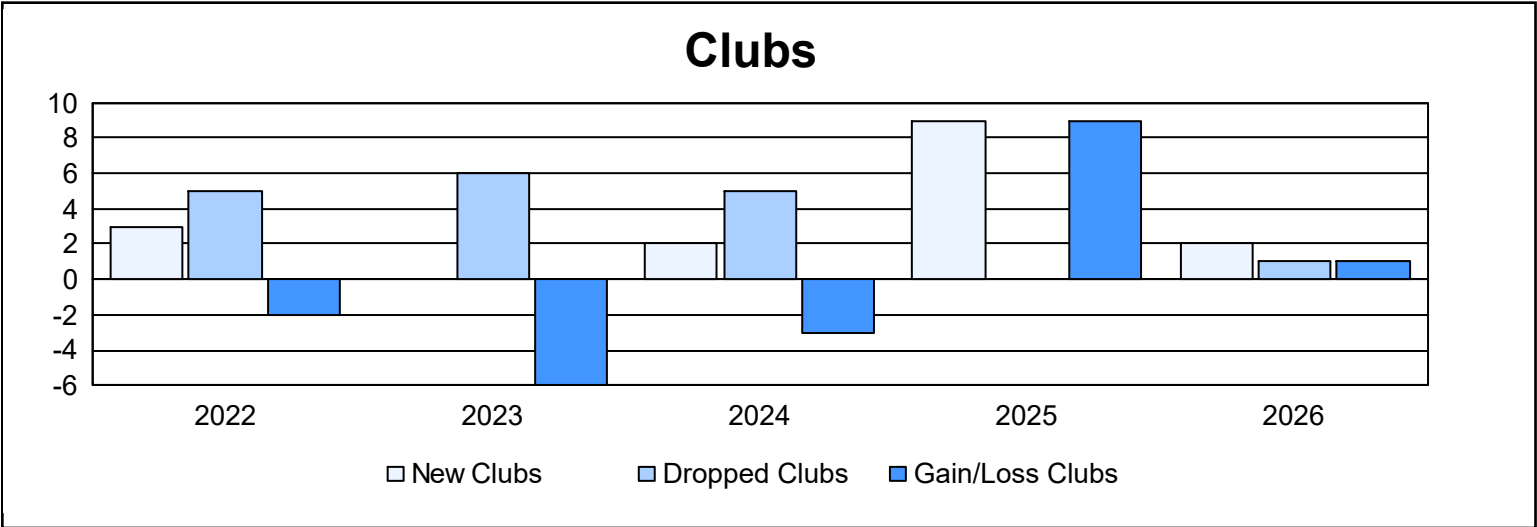
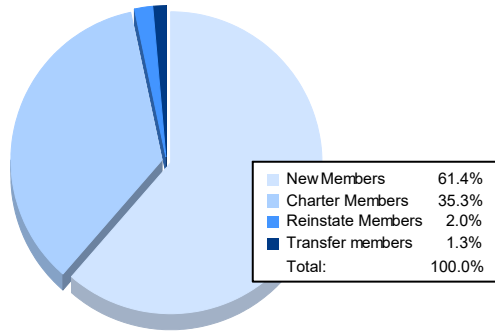


| Year | New Clubs | Dropped Clubs | Gain/ Loss Clubs | New Members | Charter Members | Reinstate Members | Transfer Members | Total Member Added | Total Members Dropped | Gain/ Loss Members |
|-----------|-----------|---------------|------------------|-------------|-----------------|-------------------|------------------|--------------------|-----------------------|--------------------|
| 2021-2022 | 3 | 5 | -2 | 191 | 74 | 59 | 17 | 341 | 306 | 35 |
| 2022-2023 | 0 | 6 | -6 | 143 | 20 | 14 | 17 | 194 | 237 | -43 |
| 2023-2024 | 2 | 5 | -3 | 194 | 91 | 35 | 8 | 328 | 328 | 0 |
| 2024-2025 | 9 | 0 | 9 | 197 | 221 | 36 | 5 | 459 | 284 | 175 |
| 2025-2026 | 2 | 1 | 1 | 94 | 54 | 3 | 2 | 153 | 93 | 60 |
| Average | 3 | 3 | 0 | 164 | 92 | 29 | 10 | 295 | 250 | 45 |



Membership Composition

December 2025 Cumulative



Gender Composition

December 2025 Cumulative

